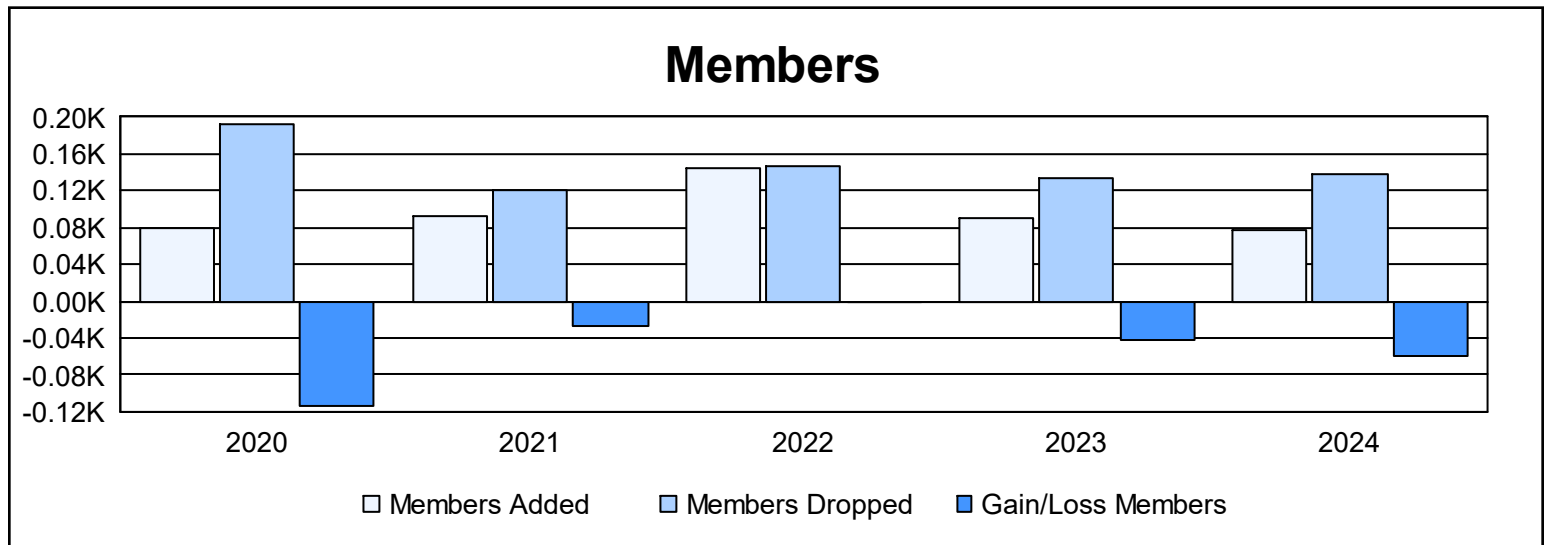
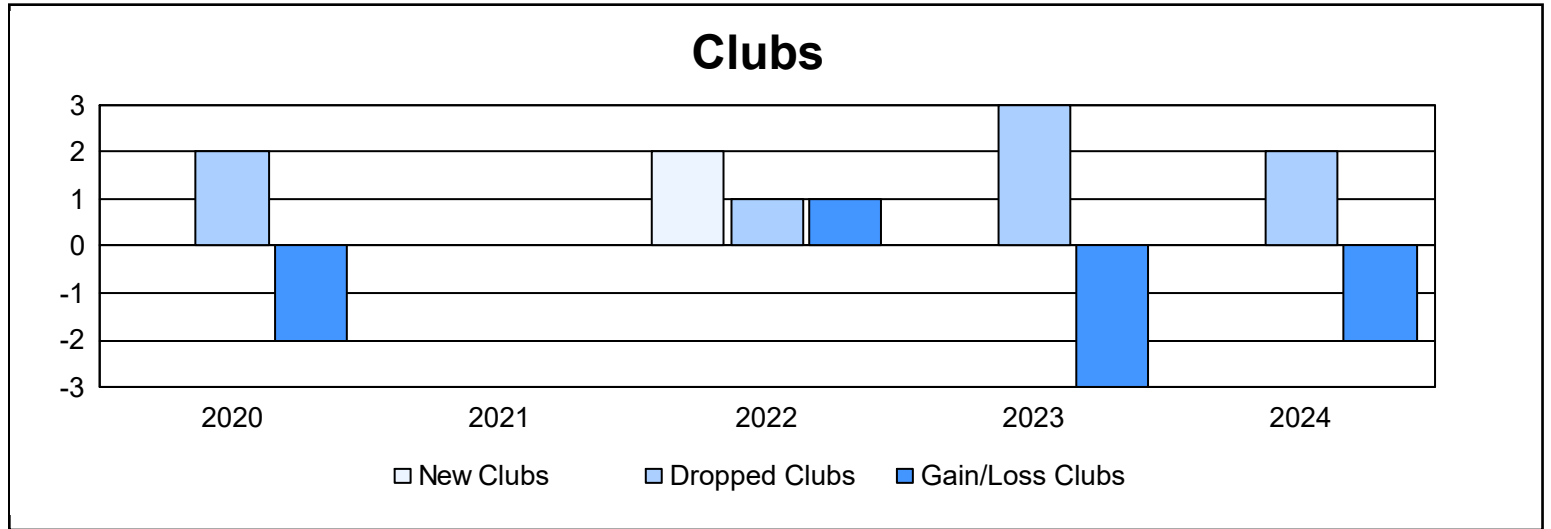
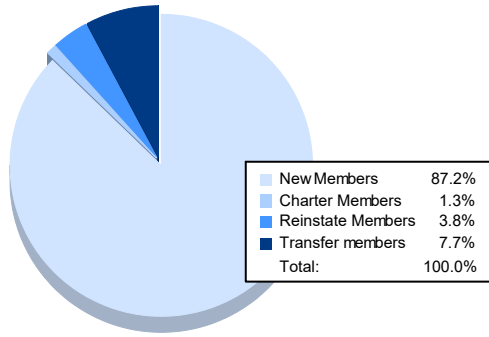


Year	New Clubs	Dropped Clubs	Gain/ Loss Clubs	New Members	Charter Members	Reinstate Members	Transfer Members	Total Member Added	Total Members Dropped	Gain/ Loss Members
2019-2020	0	2	-2	62	2	3	13	80	193	-113
2020-2021	0	0	0	83	0	3	7	93	120	-27
2021-2022	2	1	1	88	47	5	5	145	146	-1
2022-2023	0	3	-3	84	0	3	4	91	133	-42
2023-2024	0	2	-2	68	1	3	6	78	137	-59
<b>Average</b>	<b>0</b>	<b>2</b>	<b>-1</b>	<b>77</b>	<b>10</b>	<b>3</b>	<b>7</b>	<b>97</b>	<b>146</b>	<b>-48</b>



### Membership Composition June 2024 Cumulative



### Gender Composition June 2024 Cumulative

